








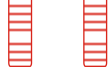


CARPET HEATERS

CARPET PANEL HEATERS (160W/m²)

Speedheat carpet heaters have a 6 metre long supply cord, which must be connected to earth and through an earth leakage circuit breaker (RCD or Safety Switch).

	Item No.	Heater Size	Suitable for Room Size	Current (Amps)	Capacity @ 240V
	P 1150/16	2.00 x 3.60m	15-23m ²	5.2A	1240W
	P 900/16	2.00 x 2.85m	12-18m ²	4.1A	970W
	P 775/16	1.80 x 2.70m	10-15m ²	3.5A	840W
	P 700/16	2.00 x 2.20m	9-14m ²	3.2A	760W
	P 575/16	1.60 x 2.30m	8-12m ²	2.6A	620W
	P 575/16L	1.00 x 3.60m	8-12m ²	2.6A	620W
	P 450/16	1.30 x 2.20m	6-9m ²	2.0A	490W
	P 450/16L	1.00 x 2.85m	6-9m ²	2.0A	490W
	P 450/16P	0.65 x 4.40m	6-9m ²	2.0A	490W
	P 350/16	1.00 x 2.20m	5-7m ²	1.6A	380W
	P 250/16	1.00 x 1.60m	3-5m ²	1.2A	270W
	P 250/16L	0.65 x 2.45m	3-5m ²	1.2A	270W
	P900/16T	1.30 x 2.20m (x2)	15-18m ²	4.1A	970W
	P 900/16AT	1.0 & 1.6 x 2.2m	15-18m ²	4.1A	970W
	P 700/16T	1.00 x 2.20m (x2)	12-14m ²	3.2A	760W
	P 450/16T	0.65 x 2.20m (x2)	7-9m ²	2.0A	490W



1800 85 75 65

info@speedheat.com.au
www.speedheat.com.au

Carpet Heaters